

MANAV RACHNA INTERNATIONAL UNIVERSITY
(TRUST CONSOLIDATED)
5- E / 1A , B.P. NIT FARIDABAD
BALANCE SHEET AS ON 31ST MARCH 2017

<u>SOURCES OF FUNDS :</u>	<u>SCHEDULE</u>	<u>AMOUNT (RS.)</u>
CORPUS FUND		24,322,770
RESERVE AND SURPLUS		321,607,133
SECURED LOANS	"A"	438,101,161
UNSECURED LOANS		223,382,506
LONG TERM LIABILITIES	"B"	18,234,562
TOTAL		<u>1,025,648,132</u>
<u>APPLICATION OF FUNDS :</u>		
<u>FIXED ASSETS</u>		
GROSS BLOCK	"C"	1,590,785,157
LESS : DEPRECIATION		654,882,837
NET BLOCK		<u>935,902,320</u>
<u>CURRENT ASSETS</u>		
FIXED DEPOSIT WITH BANK	"D"	97,355,556
CONSUMABLE STOCK		3,506,903
SUNDRY DEBTORS	"E"	44,805,225
CASH & BANK BALANCE		6,681,248
ADVANCES	"F"	44,627,728
		<u>196,976,660</u>
<u>CURRENT LIABILITIES & PROVISIONS</u>		
SUNDRY CREDITORS		73,766,486
OTHER CURRENT LIABILITIES	"G"	37,920,792
EXPENSES PAYABLE	"H"	47,472,780
		<u>159,160,058</u>
NET CURRENT ASSETS		<u>37,816,602</u>
DEFERRED REVENUE EXPENDITURE		51,929,209
TOTAL		<u>1,025,648,132</u>

IN TERMS OF OUR SEPARATE REPORT OF EVEN DATE ATTACHED

FOR PARVEEN S BANSAL & CO
CHARTERED ACCOUNTANTS
FIRM REGN NO.:- 012677N

NAME : PARVEEN BANSAL
(PARTNER)

ADDRESS : 108 / 16A , FARIDABAD
MEMBERSHIP No. : 093611
PLACE : FARIDABAD
DATE : 13-09-2017

FOR MANAV RACHNA INTERNATIONAL UNIVERSITY


TRUSTEE


TRUSTEE

MANAV RACHNA INTERNATIONAL UNIVERSITY

(TRUST CONSOLIDATED)

5- E / 1A , B.P., NIT, FARIDABAD

INCOME AND EXPENDITURE ACCOUNT FOR THE YEAR ENDED ON 31ST MARCH 2017

	<u>SCHEDULE</u>	<u>AMOUNT (RS.)</u>
INCOME :		
ACADEMIC FEES		900,749,665
INTEREST INCOME		6,378,681
OTHER RECEIPTS	"I"	64,034,218
DONATION RECEIVED		400,000
TOTAL OF INCOME		971,562,564
EXPENSES :		
PERSONNEL EXPENSES	"J"	448,933,712
STUDENT WELFARE & TRAINING EXPENSES	"K"	53,299,560
BOOKS & JOURNALS EXPENSES		7,068,695
RESEARCH & DEVELOPMENT EXPENSES		14,366,163
IT & COMMUNICATION EXPENSES		12,828,401
OPERATIONAL & ADMINISTRATIVE EXPENSES	"L"	229,434,693
FINANCIAL EXPENSES	"M"	74,584,929
TOTAL OF EXPENSES		840,516,153
EXCESS OF INCOME OVER EXPENSES BEFORE DEPRECIATION		131,046,411
DEPRECIATION	"C"	90,366,209
EXCESS OF INCOME OVER EXPENSES AFTER DEPRECIATION		40,680,202
INCOME BROUGHT FORWARD FROM LAST YEAR		280,926,931
BALANCE CARRIED TO BALANCE SHEET		321,607,133

IN TERMS OF OUR SEPARATE REPORT OF EVEN DATE ATTACHED

FOR PARVEEN S BANSAL & CO

CHARTERED ACCOUNTANTS

FIRM REGN NO.:- 012677N

NAME : PARVEEN BANSAL

(PARTNER)

ADDRESS : 108 / 16A , FARIDABAD

MEMBERSHIP No. : 093611

PLACE : FARIDABAD

DATE : 13-09-2017

FOR MANAV RACHNA INTERNATIONAL UNIVERSITY



TRUSTEE



TRUSTEE

MANAV RACHNA INTERNATIONAL UNIVERSITY
(TRUST CONSOLIDATED)
SCHEDULES FORMING PART OF BALANCE SHEET

AS ON
31 ST MARCH 2017

SCHEDULE-" A"	
SECURED LOAN	AMOUNT (RS.)
PUNJAB NATIONAL BANK	377,302,349
ALLAHABAD BANK	51,302,433
HDFC BANK LTD.	670,197
RELIANCE COMMERCIAL FINANCE LTD	6,542,986
KOTAK MAHINDRA BANK	2,283,196
TOTAL	438,101,161

SCHEDULE-" B"	
LONG TERM LIABILITIES	AMOUNT (RS.)
SECURITY FROM STUDENTS	3,148,000
SECURITY FROM STAFF	2,313,729
SECURITY FROM CONTRACTORS	248,860
OTHER LONG TERM LIABILITIES	12,523,973
TOTAL	18,234,562

SCHEDULE-" D"	
FIXED DEPOSIT WITH BANK	AMOUNT (RS.)
PUNJAB NATIONAL BANK INCL. ACCRUED INTEREST	42,277,574
ALLAHABAD BANK INCL. ACCRUED INTEREST	55,077,982
TOTAL	97,355,556

SCHEDULE-" E"	
SUNDRY DEBTORS	AMOUNT (RS.)
FEES RECEIVABLE FROM STUDENTS	43,474,969
OTHER RECEIVABLE	1,330,256
TOTAL	44,805,225

For MANAV RACHNA INTERNATIONAL UNIVERSITY



TRUSTEE

TRUSTEE


MANAV RACHNA INTERNATIONAL UNIVERSITY
(TRUST CONSOLIDATED)
SCHEDULES FORMING PART OF BALANCE SHEET

AS ON
31 ST MARCH 2017


ADVANCES	SCHEDULE-" F" AMOUNT (RS.)
ADVANCE /IMPREST TO STAFF	868,021
ADVANCE TO SUPPLIERS	33,900,243
SECURITY DEPOSIT	1,745,500
PREPAID EXPENSES	2,334,715
TDS RECEIVABLE	3,240,674
RECOVERABLE IN CASH OR IN KIND	2,538,574
TOTAL	44,627,728

OTHER CURRENT LIABILITIES	SCHEDULE-" G" AMOUNT (RS.)
SECURITY FROM STUDENTS, PAYABLE WITHIN ONE YEAR	13,684,490
FEEES RECEIVED IN ADVANCE	9,777,624
OTHER CURRENT LIABILITIES	14,458,678
TOTAL	37,920,792

EXPENSES PAYABLE	SCHEDULE-" H" AMOUNT (RS.)
TDS PAYABLE	5,421,374
P.F. & E.S.I. PAYABLE	437,743
W.C.T. PAYABLE	146,166
SALARY & WAGES PAYABLE	29,210,295
AUDIT FEE PAYABLE	420,000
OTHER EXPENSES PAYABLE	11,837,202
TOTAL	47,472,780



For MANAV RACHNA INTERNATIONAL UNIVERSITY


TRUSTEE


TRUSTEE

MANAV RACHNA INTERNATIONAL UNIVERSITY
(TRUST CONSOLIDATED)
SCHEDULES FORMING PART OF INCOME AND EXPENDITURE ACCOUNT


FOR YEAR ENDED ON
31ST MARCH, 2017

OTHER RECEIPTS	SCHEDULE-"I"
	AMOUNT (RS.)
HOSTEL FEES	5,613,217
TRANSPORT FEES	34,453,171
PROSPECTUS FEES	4,294,400
OTHER INCOME & RECEIPTS	19,573,430
TOTAL	64,034,218

PERSONNEL EXPENSES	SCHEDULE-"J"
	AMOUNT (RS.)
SALARY TO FACULTY INCLUDING ALL ALLOWANCES	266,693,123
SALARY TO NON TEACHING STAFF	88,432,342
CONTRACTUAL SALARY	38,937,276
VISITING FACULTY & KNOWLEDGE PARTNERS	41,498,432
EMPLOYER SHARE TO P.F. & E.S.I.	2,519,101
FACULTY & STAFF WELFARE	10,853,438
TOTAL	448,933,712

STUDENT WELFARE & TRAINING EXPENSES	SCHEDULE-"K"
	AMOUNT (RS.)
STUDENT WELFARE	10,061,946
FEES CONCESSION & TUITION FEES WAIVER	24,489,560
STUDENT TRAINING & LAB CONSUMABLES	12,073,484
SPORTS EXPENSES	6,674,570
TOTAL	53,299,560

For MANAV RACHNA INTERNATIONAL UNIVERSITY





TRUSTEE



TRUSTEE


MANAV RACHNA INTERNATIONAL UNIVERSITY
(TRUST CONSOLIDATED)
SCHEDULES FORMING PART OF INCOME AND EXPENDITURE ACCOUNT

FOR YEAR ENDED ON
31ST MARCH, 2017

OPERATIONAL & ADMINISTRATIVE EXPENSES	SCHEDULE-" L"
	AMOUNT (RS.)
ELECTRICITY EXPENSES	23,233,238
REPAIR AND MAINTENANCE (BUILDING)	3,672,502
REPAIR AND MAINTENANCE (OTHER)	12,182,020
MAINTENANCE - PUBLIC HEALTH	1,195,497
LEGAL AND PROFESSIONAL CHARGES	3,271,037
PRINTING AND STATIONERY	19,459,690
LEASE RENT	4,338,645
FACULTY & STAFF DEVELOPMENT	2,471,155
STUDENT SEMINARS AND EVENTS EXPENSES	30,908,451
INSURANCE EXPENSES	935,959
POSTAGE EXPENSES	98,109
HOSTEL EXPENSES	9,554,656
TRANSPORT EXPENSES	36,380,397
EXAMINATION & INSPECTION EXPENSES	6,432,466
AUDIT FEE	460,000
CRC EXPENSES	839,514
PUBLIC RELATION CHARGES	8,008,478
STUDENT EVALUATION & ASSESSMENT EXPENSES	26,878,000
STUDENT ADMISSION EXPENSES	33,802,366
TRAVELLING & CONVEYANCE	3,421,282
OTHER ADMINISTRATIVE EXP.	1,891,231
TOTAL	229,434,693

FINANCIAL EXPENSES	SCHEDULE-" M"
	AMOUNT (RS.)
INTEREST ON SECURED LOAN	40,378,779
INTEREST ON UNSECURED LOAN	24,317,437
FINANCE CHARGES	9,888,713
TOTAL	74,584,929

For MANAV RACHNA INTERNATIONAL UNIVERSITY



TRUSTEE

TRUSTEE

MANAV RACHNA INTERNATIONAL UNIVERSITY

(TRUST CONSOLIDATED)

5-E/1-A, B. P., NIT, FARIDABAD

DEPRECIATION CHART AS ON 31-03-2017

SCHEDULE "C"

DETAIL OF ASSETS	DEP. RATE	GROSS VALUE AS ON 01.04.2016	ADDITION BEFORE 180 DAYS	ADDITION AFTER 180 DAYS	TRANSFER / SALE	GROSS BLOCK	DEPRECIATION UPTO 31.03.2016	DEPRECIATION FOR THE YEAR	TOTAL DEPRECIATION	WDV AS ON 31.03.2017	WDV AS ON 31.03.2016
LAND & BUILDING											
LAND	NIL	12,615,070	-	-	-	12,615,070	-	-	-	12,615,070	12,615,070
BUILDING	10%	542,132,693	-	1,252,790	-	543,385,483	191,030,419	35,172,867	226,203,286	317,182,197	351,102,274
VEHICLES											
BUSES	15%	67,248,613	-	-	-	67,248,613	49,300,462	2,692,223	51,992,685	15,255,928	17,948,151
OTHER VEHICLES	15%	13,577,156	982,115	3,118,473	25,939	17,651,805	7,391,491	1,305,162	8,696,653	8,955,153	6,185,665
LAB EQUIPMENTS											
COMPUTER LAB	60%	73,435,134	21,203,225	3,181,199	652	97,818,906	67,330,104	17,338,922	84,669,026	13,149,880	6,105,030
ELECTRONIC LAB	15%	6,868,524	-	250,000	-	7,118,524	4,339,938	398,039	4,737,977	2,380,547	2,528,586
MECHANICAL LAB	15%	2,336,078	-	-	-	2,336,078	1,091,366	186,707	1,278,073	1,058,005	1,244,712
PHYSICS LAB	15%	251,575	-	-	-	251,575	175,161	11,462	186,623	64,952	76,414
CHEMISTRY LAB	15%	1,768,964	-	-	-	1,768,964	1,116,092	97,931	1,214,023	554,941	652,872
BIOTECH LAB	15%	12,817,438	-	-	-	12,817,438	6,991,360	873,912	7,865,272	4,952,166	5,826,078
CIVIL LAB	15%	1,292,195	-	-	-	1,292,195	653,944	95,738	749,682	542,513	638,251
APPLIED SCIENCES LAB	15%	475,985	-	1,513,057	-	1,513,057	-	113,479	113,479	1,399,578	1,399,578
ASH LAB	15%	7,945,331	1,026,342	17,815,444	-	26,787,117	1,172,099	29,479	308,935	167,050	196,529
R & D LAB & EQUIPMENTS	15%	20,634,524	-	582,000	-	21,216,524	17,984,658	2,506,094	3,678,193	23,108,924	6,773,232
SOFTWARE	60%	210,554,390	-	-	-	210,554,390	-	1,764,520	19,749,178	1,467,946	2,649,866
FURNITURE & FIXTURES	10%	195,883,515	22,180,554	2,250,891	-	218,314,960	93,085,261	14,077,512	107,162,773	127,823,062	117,469,129
OFFICE & ELECTRICAL EQUIPMENTS	10%	38,031,140	9,501,775	5,974,920	1,002	48,509,847	86,676,417	12,169,534	98,845,951	112,513,257	109,207,098
LIBRARY BOOKS	60%	1,207,868,325	57,459	728,362	-	1,208,056,146	35,898,400	1,532,628	37,431,028	1,385,933	2,132,740
TOTAL (A)		1,207,868,325	54,951,470	36,667,136	27,593	1,299,459,338	564,516,628	90,366,209	654,882,837	644,576,502	643,351,697
CWIP (FARIDABAD)	NIL	72,772,608	65,905,743	20,728,314	-	159,406,665	-	-	-	159,406,665	72,772,608
CWIP (SONEPAT)	NIL	131,919,154	65,905,743	20,728,314	-	218,552,211	-	-	-	218,552,211	131,919,154
TOTAL CWIP (B)		204,691,762	131,811,486	41,456,628	-	377,959,876	-	-	-	377,959,876	204,691,762
GRAND TOTAL (A+B)		1,412,560,087	120,857,213	57,395,450	27,593	1,590,785,157	564,516,628	90,366,209	654,882,837	935,902,321	848,043,459

IN TERMS OF OUR SEPARATE REPORT OF EVEN DATE ATTACHED

FOR PARVEEN S. BANSAL & CO.
CHARTERED ACCOUNTANTS
FIRM REGD. NO. 1032677N

Chartered & Certified Accountants
PARVEEN S. BANSAL & CO.
(PARTNERSHIP FIRM)

ADDRESS: 103/1, 103/2, FARIDABAD
MEMBERSHIP No.: 093611
PLACE: FARIDABAD
DATE: 13-09-2017

For MANAV RACHNA INTERNATIONAL UNIVERSITY
TRUSTEE